

# HIGH BAY With Aluminium Reflector

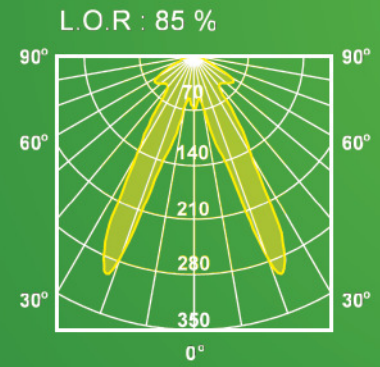


HIGH BAY 12"

## DIMENSION

Type	Dimension ( mm )	
	D	H
SK 1210	310	245

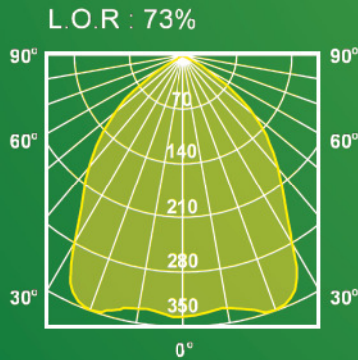
Recommended Lamp : KRC 250 W,  
Lamp Holder : E40



## DIMENSION

Type	Dimension ( mm )	
	D	H
SK 1511	370	278

Recommended Lamp : KRC 250 W,  
Lamp Holder : E40



HIGH BAY 15"

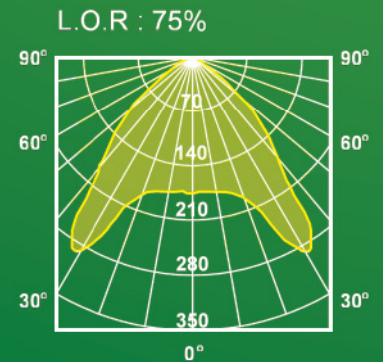


HIGH BAY 18"

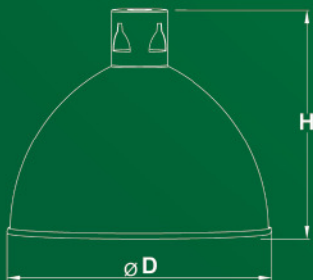
## DIMENSION

Type	Dimension ( mm )	
	D	H
SK 1815	465	333

Recommended Lamp : KRC 250 W,  
Lamp Holder : E40



## TECHNICAL DRAWING



## DIMENSION

Type	Dimension ( mm )	
	D	H
SK 22	520	280

Recommended Lamp : KRC 250 W,  
Lamp Holder : E40



HIGH BAY 22"

## SPEIFICATION

### Application :

- \* General Industries
- \* Warehouse & Storage Areas
- \* Commercial Areas & Shops
- \* Large Halls with high ceiling

### Material :

Choke box : Mild Steel  
Housing : High purity anodized aluminium reflector

# HIGH BAY With Polycarbonate



HIGH BAY PC 12"

HIGH BAY PC 15"

## SPESIFICATION

### Application :

- \* General Industries
- \* Warehouse & Storage Areas
- \* Commercial Areas & Shops
- \* Large Halls with high ceiling

### Material :

Choke Box made of Deep Draw Aluminium with Epoxy Powder Coated, Polycarbonate Prismatic reflector, Flat Transparent Injected Polycarbonate Prismatic Visor.


### Equipment :

Recommended Lamp : HQI-E 70W, Power 0.74~0.39 amp  
ARC 150W, Power 0.42~0.39 amp  
Lamp Holder : E27

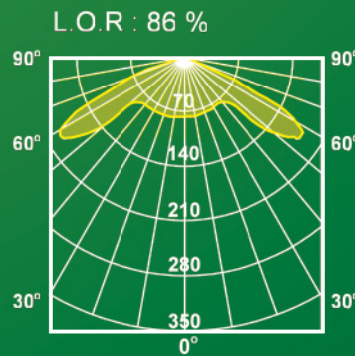
### Colours :

Silver

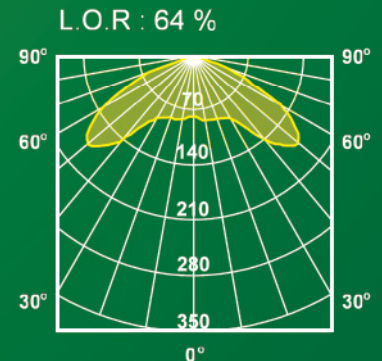
## TECHNICAL DRAWING



## LIGHT DISTRIBUTION CURVE



HIGH BAY PC 12"



HIGH BAY PC 15"

## DIMENSION

Type	Dimension ( mm )	
	D	H
SK - S 300 A	332	385
SK - S410 A	412	505

## HIGH BAY with Choke Box



HIGH BAY with Tempered Glass Cover