


IP 65



Circle Lens (90°)

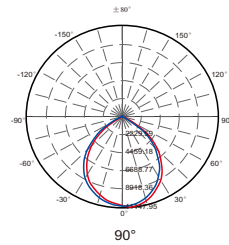


Plain Lens (120°)

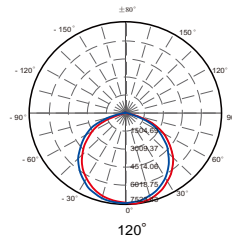
Product Specification

Power	: 100 W
Luminous Flux	: 15.000 LM
Luminous Efficiency	: 150 LM/W
CCT	: 5000 K
CRI	: > 80Ra
Input Voltage	: AC 100 - 277 V
Power Factor	: > 0.95
Total Harmonic Distortion	: < 10%
Life Time	: 50.000 Hrs
Beam Angle	: 90° / 120°
IP Grade	: IP 65
Housing Material	: Die - Cast Aluminum ADC - 12

Light Distribution Curve

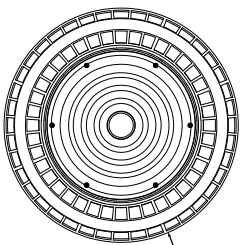


90°

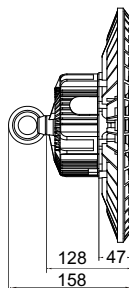


120°

Dimension (mm)



D = 290



128
47
158